

VINYL BARRIER ACOUSTIC MATERIAL ANC-VB62

This high density thin, weighted barrier, constructed of non-reinforced high temperature fused vinyl with no lead filters. Weighs one pound per square foot and is 1/8" thick. Apply to block transmission of sound through walls, floors, and ceilings. Also effective as a pipe and duct wrap to damper vibrations and reduce noise. Also available in a reinforced version designed to sustain its own vertical weight for suspension.

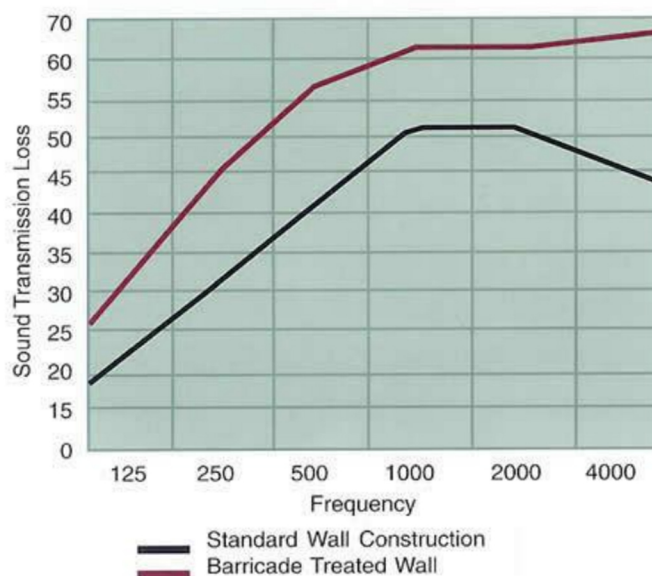
Ceiling Barrier Tiles with Vinyl Sound Barrier: We carry a ceiling tile barrier tile with 1" fiberglass & 1 pound scrim faced Vinyl Sound Barrier material.

Acoustical Vinyl Noise Barrier NRC Ratings

Package/Roll:	54"x 30' AND 54" x 60' rolls (please specify when quoting)
Weight/Sq.Ft.	2lb
Tensile (Psi)	762
Gauge (inches)	108"
Elongation (%)	200%
Die "C" Tear (#/In.)	114
200 Deg. F/7 Days	No defomration: <1% Shrink
Elongation (%)	200%
Mil Std. 6411 Burn Test	9 (Pass)
MVS 302 Burn Test	Pass: Self Extinguished
STC	27 (1lb) & 32 (2lb)

Barricade Sound Transmission Loss Chart.

ACOUSTICAL DATA



Barricade Noise Barrier Availability

Barricade Noise Barrier – Vinyl Sound Barrier products are available in 54" x 60' long, 270 sq ft. per roll, with custom lengths available. Call us today to discuss at 1-561-964-9360.

ITEM#	THICKNESS	SIZE	DENSITY	FREQUENCY (Hz)	125	250	500	1K	2K	4K	STC
VB-62	1/4"	54" x 30'	2.0 lb/sf (9.76 kg/m2)		19	19	27	34	38	43	34

FIRE RATINGS

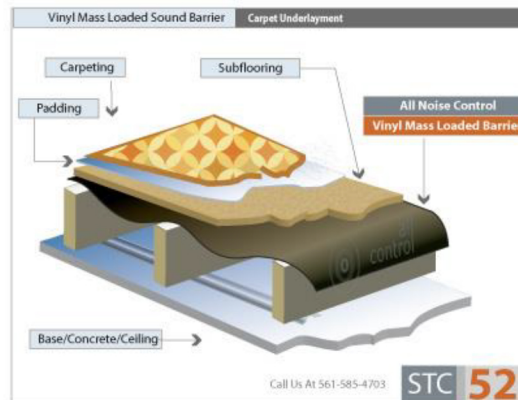
Flammability: UL 94 HFI Meets IMVSS 302
(Other sizes available on VB-60 and VB-62. Please call 561-964-9360 for options.)

Vinyl Sound – Barricade Noise Barrier Installation Instructions

First ask us about using a staggered stud or floating wall approach to your construction if possible. The apply the Vinyl Sound Barrier between the studs and sheet rock. Do not glue this directly to a wall for free standing. It;s weight will require the reinforcement of another layer of wall surface to be screwed or nailed over it. Us staples of screws to temporarily hold it up until you get your next wall surface applied. Also a good product for laying on top of your ceiling tiles to "cap" the room with a sound barrier material.

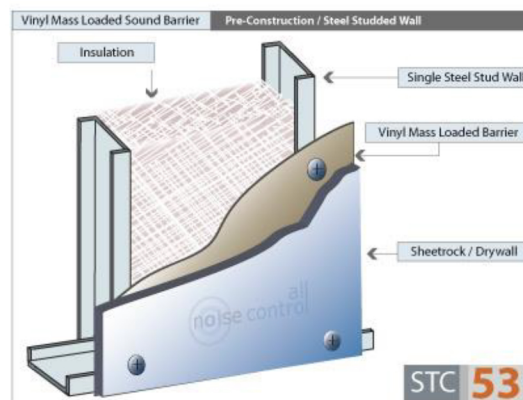
Vinyl Sound Barrier Cross Section:





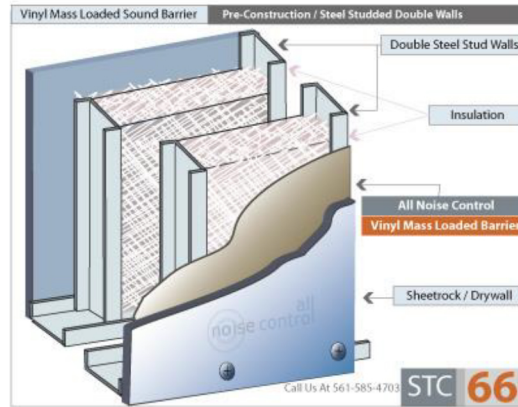
Speak to an acoustic noise control specialist today.

For Solutions & Best Pricing
Call Us At **561-964-9360**



Speak to an acoustic noise control specialist today.

For Solutions & Best Pricing
Call Us At **561-964-9360**



Speak to an acoustic noise control specialist today.

For Solutions & Best Pricing
Call Us At 561-964-9360



Address: 2731 Vista Parkway # D-6 WPB, Florida 33411

Phone: 561-964-9360

Email: info@allnoisecontrol.com